

Sarah Chavez<sup>1</sup>, PhD, Ashley C. Holmes<sup>2</sup>, MSW, Xarria Lewis<sup>3</sup>, MPH, Katie Manga<sup>2</sup>, BS, Misty Phillips<sup>3</sup>, MBA, MSW, Thembekile Shato<sup>1</sup>, MPH, PhD, Keisha Windham<sup>1</sup>, DPA, MPPA, Bettina F. Drake<sup>1</sup>, PhD, MPH

<sup>1</sup>Division of Public Health Sciences, Washington University School of Medicine and Alvin J. Siteman Cancer Center, Saint Louis, Missouri

<sup>2</sup>Gateway to Hope, Saint Louis, Missouri

<sup>3</sup>Missouri Comprehensive Cancer Program, Bureau of Cancer and Chronic Disease Prevention, Missouri Department of Health and Senior Services



**BACKGROUND:** Breast cancer incidence is rising in Missouri. While incidence is lower in rural counties, mortality is significantly higher. Annual mammography can significantly reduce mortality, but many women begin mammography later than recommended or do not have mammograms at recommended intervals.

**PURPOSE:** Partnering with the Missouri Comprehensive Cancer Control Program and Missouri Cancer Consortium, Siteman Cancer Center's COE seeks to improve access to screening in rural communities through evidence-based interventions, patient navigation, and mobile mammography.

**METHODS:** The Mammograms Across Missouri workgroup identified 10 target counties with high breast cancer mortality and low mammography rates. We identified 10 community partners, key stakeholders, and mammography providers in the target counties. In collaboration with partners, we will conduct interviews with stakeholders at clinics in each of the target counties.

**RESULTS:** In collaboration with community partners, specifically, Gateway to Hope, an interview guide was developed to assess the presence and acceptability of activities of interest include patient navigation for mammography, use of mobile mammography, integration and use of the Show Me Healthy Women program, and dissemination of community/patient education on cancer screening. Interviews are being conducted with key informants for these counties, and results of these surveys are being used to develop an implementation action plan.

**DISCUSSION:** This collaboration supports the Missouri Cancer Plan goal of increasing the percentage of women receiving regular breast screening, while building strong partnerships with key stakeholders across Missouri. Through this collaboration, we will gain an appreciation of the unique challenges faced by communities in the context of cancer screening, improve our understanding of the organizational capacity of federally qualified health centers and Show Me Healthy Women providers to address the urgent need for cancer screenings, and connect stakeholders to existing resources.

Missouri ranks 18<sup>th</sup> in the United States for the highest breast cancer incidence.

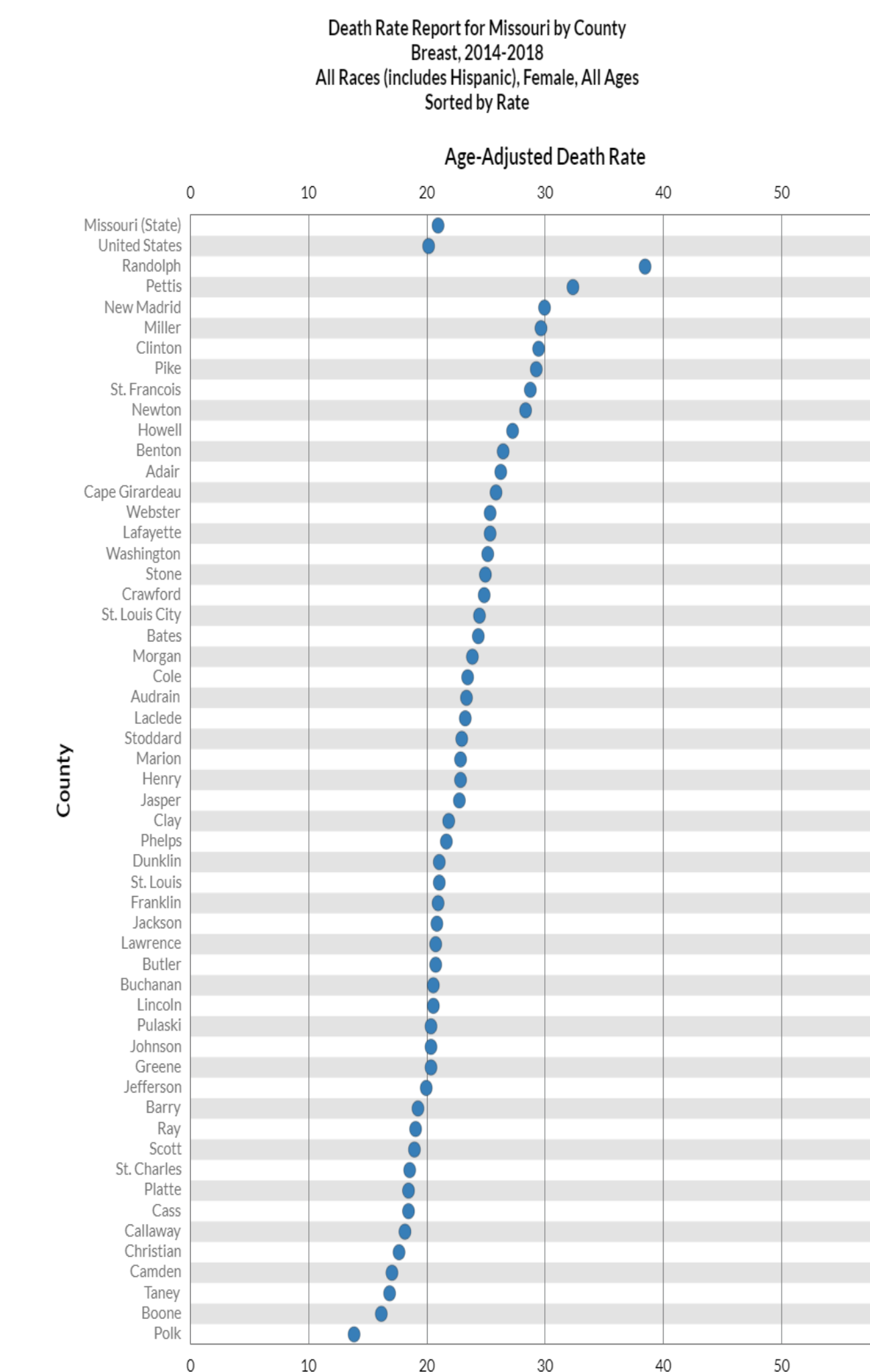
Breast cancer incidence rates are rising in Missouri, particularly among women under the age of 65.

Age-Adjusted Rate (per 100K)	All Women	Black / African American	White	<50	<65
Missouri	130.5↑	136.3↑	129.9↑	46.7↑	85.9↑
U.S.	125.9↑	124.4→	126.9↑	45.1↑	82.6→

**Goal:** Ensure all Missourians, especially individuals at higher risk due to social determinants, have access to high-quality screening, genetic counseling, and clinical services for early detection and diagnosis of cancer.

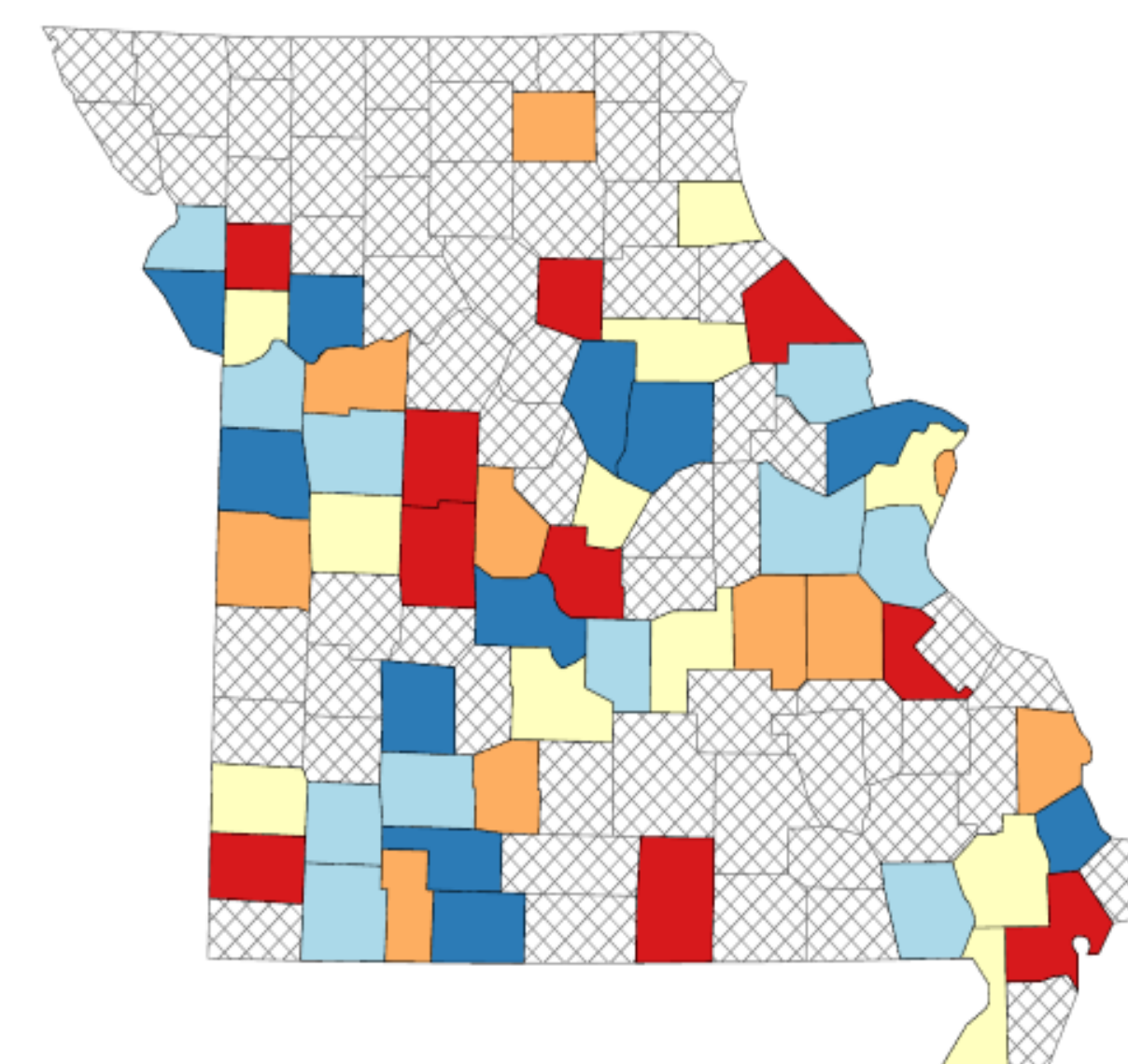
**Objectives:**

- Increase the percentage of women who receive regular breast cancer screening based on nationally recognized guidelines.
- Increase informed decision-making about and access to genetic testing and counseling among moderate- and high-risk individuals.
- Increase insurance coverage and benefits that provide adequate/comprehensive access to evidence-based early detection services/technologies.

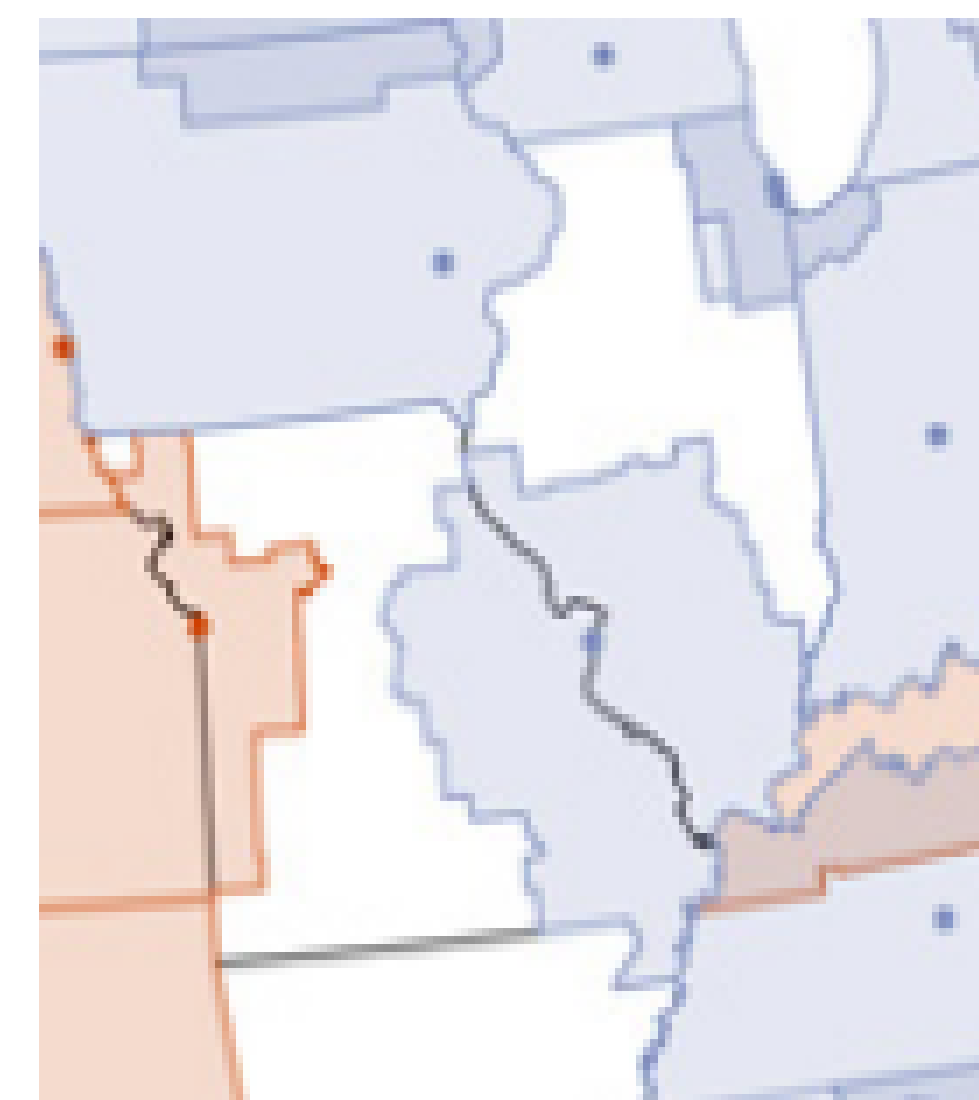


Target County	RUCC	% annual mammography
Benton	7	43%
Clinton	1	42%
Howell	7	33%
Miller	6	45%
New Madrid	7	38%
Newton	3	41%
Pettis	4	41%
Pike	6	38%
St. Francois	4	39%
Randolph	6	38%
Missouri		69%
US		73%

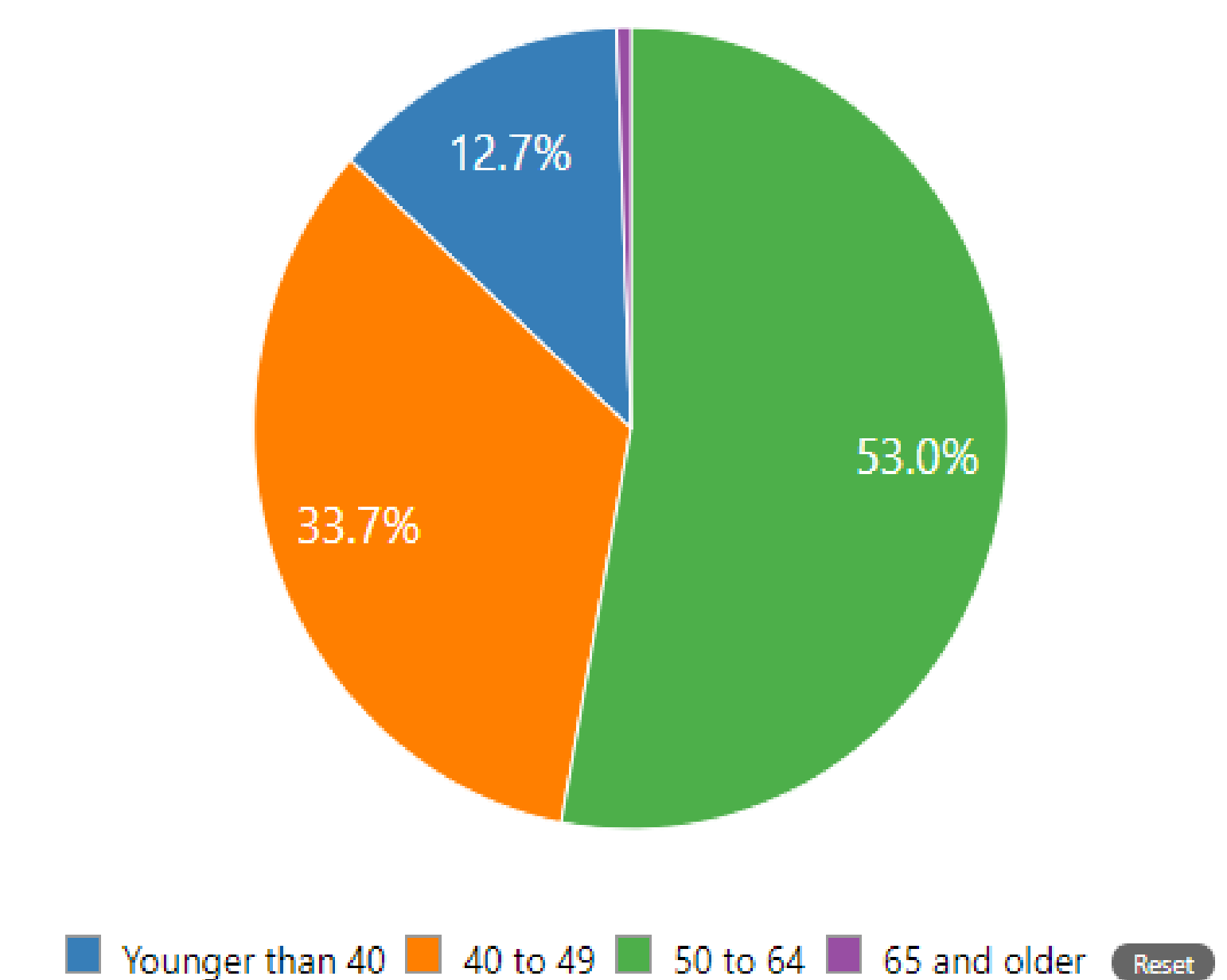
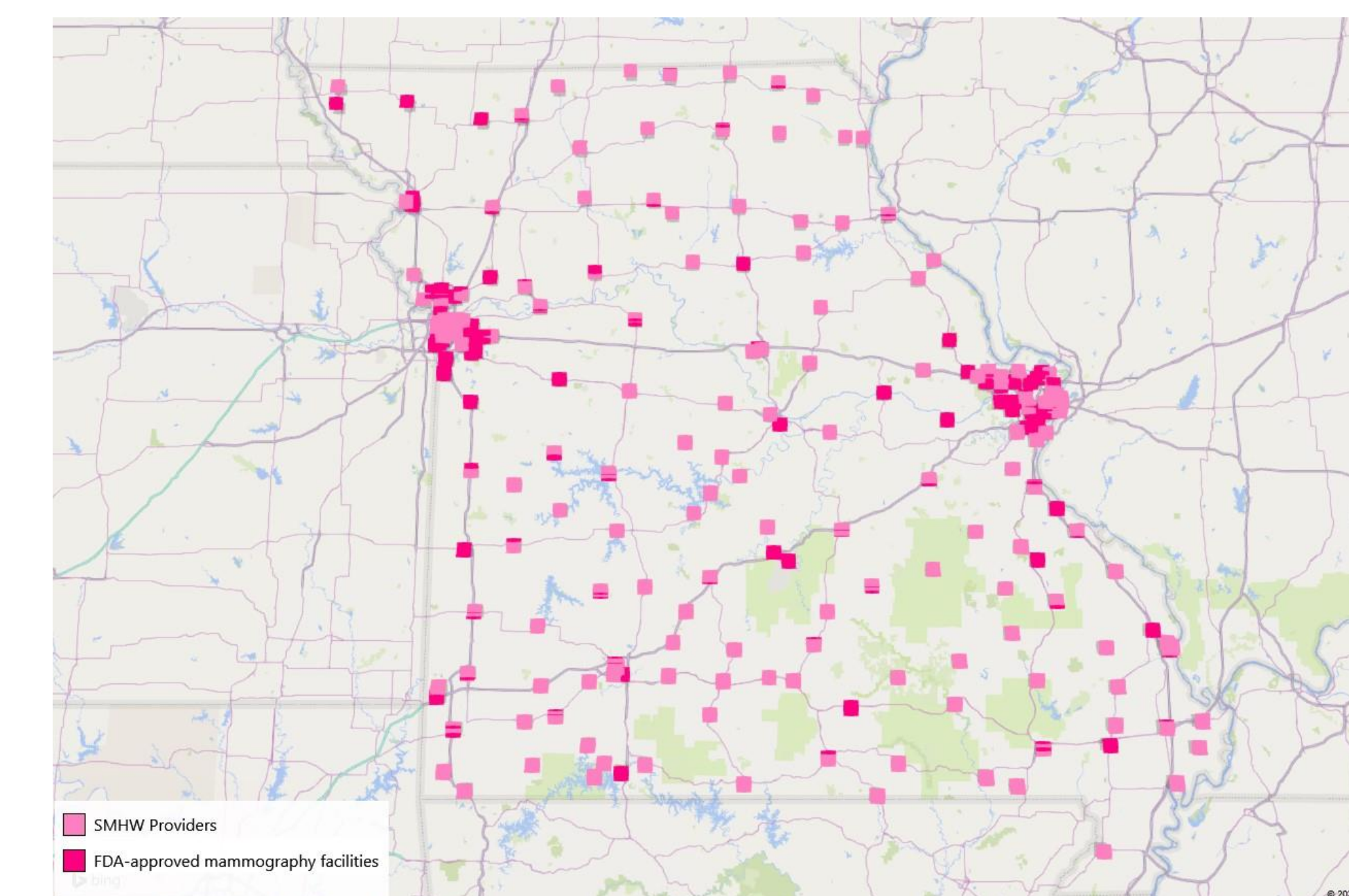
**Breast Cancer Deaths (2014-2018)**



Many of these counties fall outside of any existing catchment.



According to the CDC, the majority of women who utilized SMHW screening services fell within the 50-64 age range, the same group with rising breast cancer incidence. Thus, increasing access and awareness of SMHW services within the target counties will be an effective strategy to reduce late-stage diagnosis and improve outcomes.



Many thanks to our partners in this effort!

